

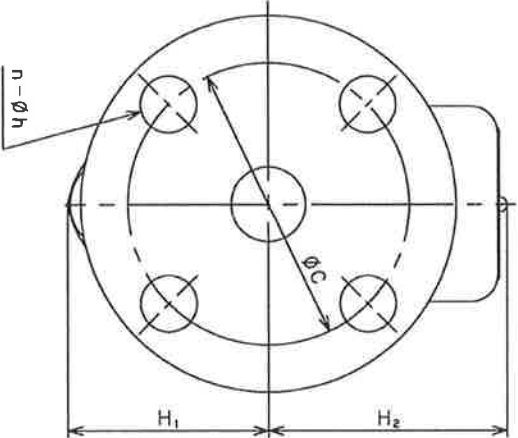
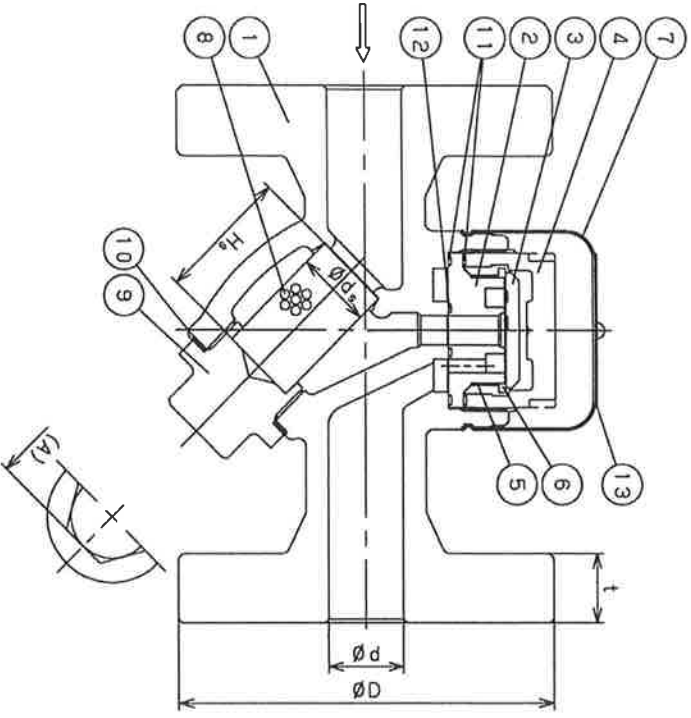
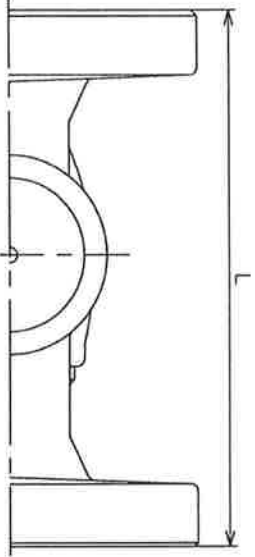


Caution

This drawing may contain information like the covert intelligence etc. legally defended. Disclosing the content of this drawing and information etc. for the production of trial product and mass-produced goods or to the third party are prohibited. Yoshitake, Inc

注意

当図面には、秘密情報など法的に守られた情報を含んでいる場合があります。当図面を用いての試作・量産品の製作、並びに第三者への内容・情報開示等を禁止します。株式会社 ヨシタケ



No.	Name of Parts	Material	規格	数量
13	Name Plate	Aluminium	AL1050	1
12	Gasket	PTFE	PTFE	1
11	Gasket	PTFE	PTFE	2
10	Gasket	Non-Asbestos	Non-Asbestos	1
9	Cap	Ductile Cast Iron	FC00450	1
8	Screen	Stainless Steel	SUS304	1
7	Heating Cover	Carbon Steel	SPC	1
6	Ring	Stainless Steel	SUS303	1
5	Bi-Metal	-----	14X9J	1
4	Disc Cover	Cast Stainless Steel	SCS13	1
3	Disc	Stainless Steel	SCS2A	1
2	Valve Seat	Cast Stainless Steel	SCS2A	1
1	Body	Ductile Cast Iron	FC00450	1

TYPE ID-30NA STEAM TRAP  
スチームトラップ

Size	L	H <sub>1</sub>	H <sub>2</sub>	A	Screen		Flange		EN PN10/16		
					ds	Hs	d	D	C	t	n-h
15A	125	50	58	19	18	32	15	95	65	14	4-14
20A	140	53	63	22	20	35	20	100	75	16	4-14
25A	150	63	65	22	20	35	25	125	85	16	4-14

(mm)

Specification	
Fluid	
Press.	MPa
Temp.	℃



Approval	H Kimura
Check	T Nagasaka
Drawing No.	Y-016-5146-1A
Date	6 JUN. 2022